


JBC






www.jbctools.com



T210·T245·T470

SOLDERING HANDPIECES

T210-T245-T470 / SOLDERING HANDPIECES

<p>T210-A Micro Handpiece (1.5m cable) Use C210 cartridge range</p>	
<p>T245-A Handpiece (1.5m cable) T245-B Soft Touch Handpiece (1.5m) Use C245 cartridge range</p>	
<p>T245-NA Nitrogen Handpiece with set screw (1.5m cable) Use C245 cartridge range</p>	
<p>T470-A Soft Touch Handpiece with set screw (1.5m cable) T470-SA Soft Touch Handpiece with set screw (3m cable) Use C245 and C470 cartridge range</p>	
<p>T470-FA Comfort Handpiece with set screw (1.5m cable) T470-MA Comfort Handpiece with set crew (3m cable) Use C245 and C470 cartridge range</p>	

Not ESD Safe at grip




HANDPIECE COMPATIBILITY


	CD	DI	DD	DM	RM	HD
T210-A	✓	✓	✓	✓	✓	
T245-A	✓	✓	✓	✓	✓	
T245-B	✓	✓	✓	✓	✓	
T245-NA*		✓	✓	✓		
T470-A	✓	✓	✓	✓	✓	✓
T470-SA	✓	✓	✓	✓	✓	✓
T470-FA	✓	✓	✓	✓	✓	✓
T470-MA	✓	✓	✓	✓	✓	✓

*KN Nitrogen Kit is needed

CHANGING THE HANDPIECE'S CARTRIDGE




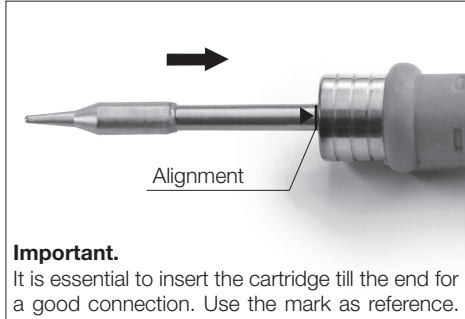
- Place the handpiece in the extractor and remove the cartridge.
- Place the handpiece on top of the new cartridge, press it slightly down and remove the handpiece from the extractor.



Press the cartridge into the opening A, B or C:

- For straight C210 cartridges.
- For curved C210 cartridges.
- For C245 cartridges.

CHANGING THE HANDPIECE'S CARTRIDGE



ACCESSORIES

Fume extractor

Specially designed for the JBC Series T210, T245 and T470 handpieces. Easily clips onto the handpiece and can be quickly removed for easy maintenance.



Untighten the screw before changing the cartridge and tighten again once the cartridge is properly inserted. **T470** and **T245-NA** with set screw.

WARNING: It is essential to tighten this screw for the tool to function.

CC8200 Cable collector

Use to declutter work bench.



MAINTENANCE

We recommend periodic cleaning of the metal ring and handpiece support using a solvent.

The handpiece has a life period and it is normal that due to wear it might be necessary to replace it.

Due to the nature of its use, the handpiece has a limited life and may require replacing.



TECHNICAL SPECIFICATIONS

HANDPIECES

- **T210** Micro Handpiece.

For high precision work, SMD, etc.

- **T245** Handpiece.

For general soldering work.

- **T470** Handpiece.

For heavy duty soldering applications.

- **T470-FA / T470-MA** Comfort Handpiece.

Thermally insulated for high thermal demand and prolonged heavy duty soldering applications.

Not ESD Safe at grip

The **T210**, **T245** and **T470** handpieces and cartridges comply with the MIL-SPEC-2000 referring to the difference between the soldering tip and ground connection, must be less than 2 mV.



This product should not be
thrown in the garbage.

JBC

WARRANTY

JBC's 2 years warranty guarantees this equipment against all manufacturing defects, covering the replacement of defective parts and all necessary labour.

Warranty does not cover product wear due to use or mis-use.

In order for the warranty to be valid, equipment must be returned, postage paid, to the dealer where it was purchased enclosing this fully filled in, sheet.

SERIAL N°

STAMP OF DEALER

DATE OF PURCHASE
