

JBC

MN

**NITROGEN FLOW
REGULATOR**

Reference Guide


www.jbctools.com

MN/NITROGEN FLOW REGULATOR

CONTENTS



0780637

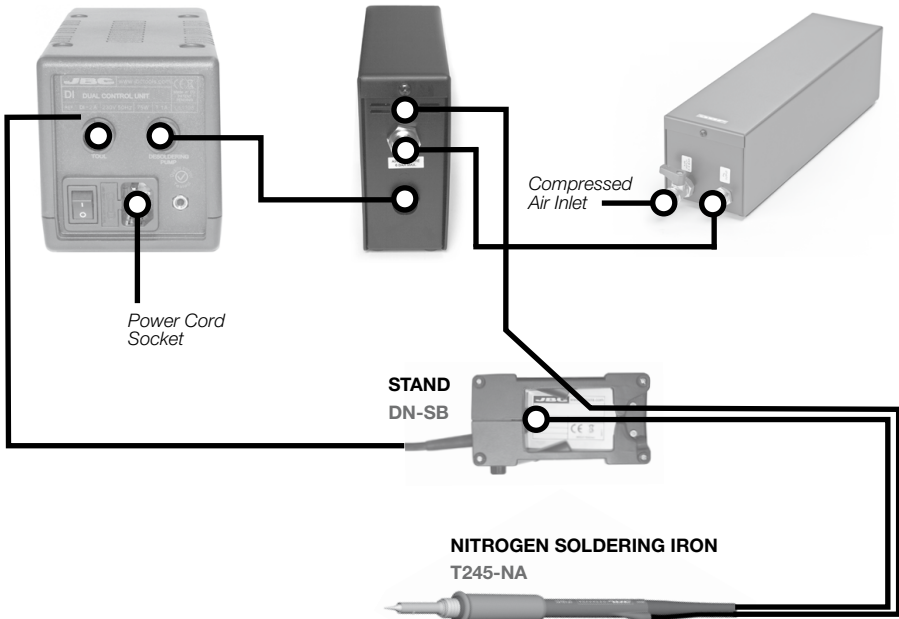


INSTALLATION / I.E.CONNECTION

CONTROL UNIT
DI-2B

**NITROGEN FLOW
REGULATOR**
MN-A

**NITROGEN
GENERATOR**
GN-A




Connectable control units:
DI, DD and DM.

DESCRIPTION

The MN is an electrovalve controlled by the soldering station that allows you to solder with nitrogen with a minimum consumption.

Once the Nitrogen Flow Regulator has been connected to the Control Unit, the module will let the gas flow when taking out the tool from the stand and turning off when the tool is again placed in its stand and reaches to the sleep temperature.



Recommended N_2 flow regulation: 1-2 lpm

N_2 flow regulation



N_2 outlet

*Compressed N_2 input.
Maximum pressure: 6 bars.*

Connection

TECHNICAL SPECIFICATIONS

- N₂ flow regulation: 0,5-3,5 lpm.
- Recommended N₂ flow regulation: 1-2 lpm
- Maximum compressed N₂ pressure: 6 bars
- Recommended N₂ pressure: 5 bars.
- Supply: 24V
- Power: 3W
- Total weight of unit: 1,2 Kgs
- Complies with CE standards on electrical safety, electromagnetic compatibility and ESD protected housing "skin effect"
- RoHS compliant



This product should not be
thrown in the garbage.



WARRANTY

The JBC 2 years warranty, guarantees this equipment against all manufacturing defects, covering the replacement of defective parts and all necessary labour.

Warranty does not cover product wear due to use or mis-use.

In order for the warranty to be valid, equipment must be returned, postage paid, to the dealer where it was purchased enclosing this, fully filled in, sheet.

SERIAL N°

STAMP OF DEALER

DATE OF PURCHASE

MORE INFORMATION
www.jbctools.com